

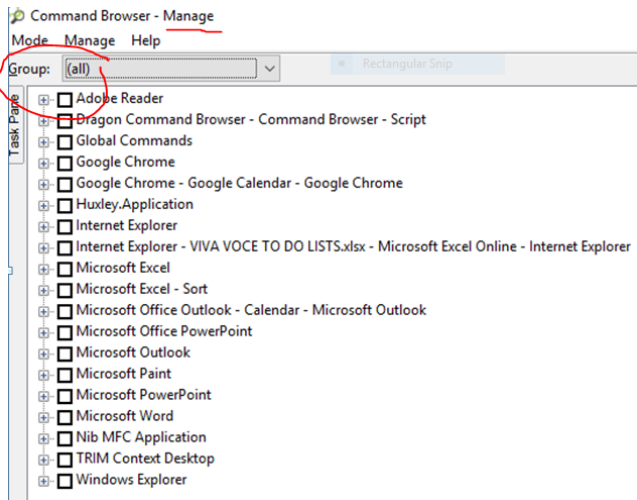
Navigating in Command Browser by voice

Open Command Browser

- “Open Command Browser” (by hand Dragon bar> Tools> Command Browser)

Go to *Manage* view — from this view you will see the list of applications that your macros are specific to

- “Press Alt 3”
- Keep the Group list on ‘all’ to ensure that you can view all your macros, even if some are kept in different Groups (folders)

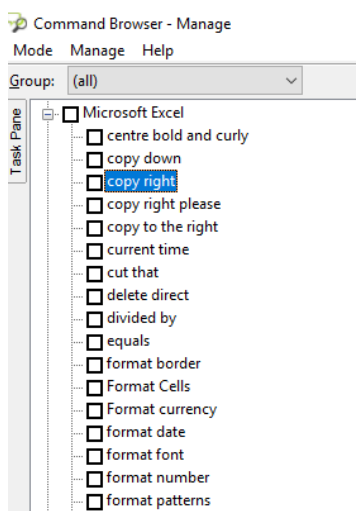


Select the appropriate application folder and expand

- To select a folder simply say the name e.g. “Global Commands”, “Microsoft Excel”
- Expand the selected folder by saying “Move Right”

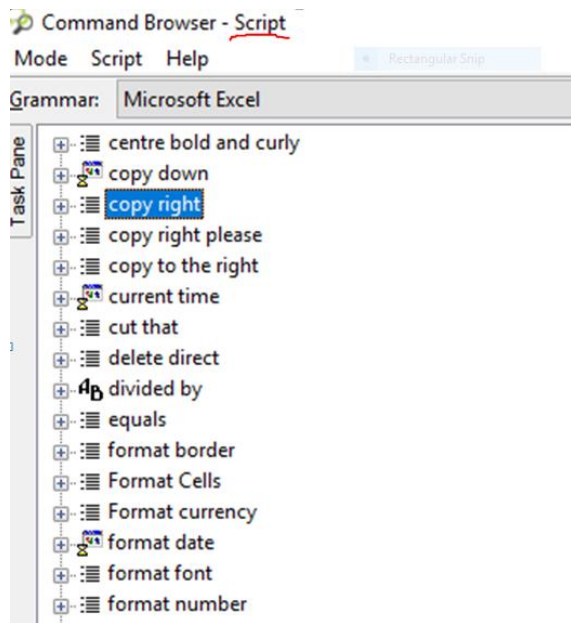
Select the macro

- Say the name of the macro; or
- Type in the first few letters; or
- “Move <up|down> 5” etc



Go to the script

- “Press Control S”



From the *Script* window you can edit, copy or delete the selected macro

- “Press Control E” to edit
- “Press Control Shift C” to copy
- “Press Delete” to delete